

RADICO KHAITAN FINANCE LIMITED

CIN NO. L74899DL1984PLC019092

4A, 4TH FLOOR, MASOODPUR DAIRY FARMS, NEW DELHI – 110070

TELEPHONE NO. 011-71859609

EMAIL admin@radicoindia.com

Head- Listing & Compliance

Date : 20.01.2020

Metropolitan Stock Exchange of India Ltd. (MSEI)

Vibgyor Towers, 4th floor,

Plot No C 62, G - Block,

Opp. Trident Hotel,

Bandra Kurla Complex,

Bandra (E), Mumbai – 400 098, India

Dear Sir,

Sub: Shareholding Pattern of Radico Khaitan Finance Ltd (RADICOFIN) for the Quarter Ended Dec 2019

In Pursuance to Regulation 31 of SEBI (Listing Obligations and Disclosure Requirements) Regulations, 2015, please find herewith shareholding Pattern for the Quarter ended on 31st Dec 2019.

Kindly request you to take the same on record

Thanking you,

For Radico Khaitan Finance Limited



Krishan Kumar Sharma

Director

DIN: 00856406



Format of holding of specified securities

1.	Name of Listed Entity:	RADICO KHAITAN FINANCE LIMITED
2.	Scrip Code/Name of Scrip/Class of Security	Equity Share
3.	Share Holding Pattern Filed under: Reg. 31(1)(a)/Reg. 31(1)(b)/Reg.31(1)(c)	Reg. 31(1)(b)
	a. If under 31(1)(b) then indicate the report for Quarter ending	31-Dec-19
	b. If under 31(1)(c) then indicate date of allotment/extinguishment	N.A.
4.	Declaration: The Listed entity is required to submit the following declaration to the extent of submission of information:-	
	Particulars	Yes*
	1. Whether the Listed Entity has issued any partly paid up shares?	N.A.
	2. Whether the Listed Entity has issued any Convertible Securities or Warrants?	N.A.
	3. Whether the Listed Entity has any shares against which depository receipts are issued?	N.A.
	4. Whether the Listed Entity has any shares in locked-in?	N.A.
	5. Whether any shares held by promoters are pledge or otherwise encumbered?	N.A.
5.	The tabular format for disclosure of holding of specified securities is as follows:	




Table I - Summary Statement holding of specified securities

Category	Category of shareholder	Nos. of shareholders	No. of fully paid up equity shares held	No. of Partly paid-up equity shares held	No. of shares underlying Depository Receipts	Total nos. shares held	Shareholding as a % of total no. of shares (calculated as per SCRR, 1957) As a % of (A+B+C2)	Number of Voting Rights securities			No. of Shares Outstanding	Shareholding, as a % assuming full conversion of convertible securities (as a percentage of diluted share capital) As a % of (A+B+C2)	Number of Locked in shares		Number of Shares pledged or otherwise encumbered		Number of equity shares held in dematerialized form		
								Class: Equity	Class: g	Total			No. (a)	As a % of total Shares held (b)	No. (a)	As a % of total Shares held (b)		No. (a)	As a % of total Shares held (b)
(I)	(II)	(III)	(IV)	(V)	(VI)	(VII)=(IV)+(V)+(VI)	(VIII)	(IX)	(X)	(XI)=(VII)+(X)	(XII)	(XIII)	(XIV)						
(A)	Promoter & Promoter Group	11	4884094	0	0	4884094	54.27	4884094	0	4884094	54.27	0	0	0	0	4505639			
(B)	Public	22913	4115906	0	0	4115906	45.73	4115906	0	4115906	45.73	0	0	0	0	598300			
(C)	Non Promoter- Non Public						0.00	0	0	0	0.00	0	0	0	0	0			
(C1)	Shares underlying DRS	0	0	0	0	0	0.00	0	0	0	0.00	0	0	0	0	0			
(C2)	Shares held by Employee Trusts	0	0	0	0	0	0.00	0	0	0	0.00	0	0	0	0	0			
	Total	22924	9000000	0	0	9000000	100.00	9000000	0	9000000	100.00	0	0	0	0	5103939			





Table II - Statement showing shareholding pattern of the Promoter and Promoter Group

I	Category & Name of the Shareholders	PAN	No. of shareholder	No. of fully paid up equity shares held	Partly paid-up equity shares held	No. of shares underlying Depository Receipts	Total nos. shares held	Shareholding % calculated as per SCRR, 1957 As a % of (A+B+C2)	Number of Voting Rights held in each class of securities			No. of Underlying Outstanding convertible securities (including Warrants)	Shareholding as a % assuming full conversion of convertible securities as a percentage of diluted share capital as a % of A+B+C2	Number of Locked in shares		Number of Shares pledged or otherwise encumbered		Number of equity shares held in dematerialized form
									No of Voting Rights					No. (a)	No. (b)	No. (e)	As a % of total shares held (b)	
									Class: Equity	Class Y	Total							
	(i)		(iii)	(iv)	(v)	(vi)	(vii)-(iv)+(v)+(vi)	(viii)	(ix)			(x)	(xi)-(vii)+(x)	(xii)	(xiii)	(xiv)		
	(a)	Indian Individual/Hindu Undivided Family	4	2750833	0	0	2750833	30.56	2750833	0	2750833	30.56	30.56	0	0.00	0	0.00	2750833
		Kamesh Kumar Khaitan		550000	0	0	550000	6.11	550000	0	550000	6.11	6.11	0	0.00	0	0.00	550000
		Kamesh Kumar Khaitan (HUF)		450000	0	0	450000	5.00	450000	0	450000	5.00	5.00	0	0.00	0	0.00	450000
		Kanana Devi Khaitan		900000	0	0	900000	10.00	900000	0	900000	10.00	10.00	0	0.00	0	0.00	900000
		Anandh Khaitan		850833	0	0	850833	9.45	850833	0	850833	9.45	9.45	0	0.00	0	0.00	850833
	(b)	Central Government/State Government(s)	0	0	0	0	0	0.00	0	0	0	0.00	0.00	0	0.00	0	0.00	0
	(c)	Financial Institutions/Banks	0	0	0	0	0	0.00	0	0	0	0.00	0.00	0	0.00	0	0.00	0
	(d)	Any Other (Specify) - Body Corporate	7	2133261	0	0	2133261	23.70	2133261	0	2133261	23.70	23.70	0	0.00	0	0.00	1754806
		Janpriya Kalyan Kosh Pvt Ltd		671796	0	0	671796	7.46	671796	0	671796	7.46	7.46	0	0.00	0	0.00	671796
		Anshuman Finance Ltd.		580000	0	0	580000	6.44	580000	0	580000	6.44	6.44	0	0.00	0	0.00	580000
		John Paterson & Co. (I) Ltd.		325955	0	0	325955	3.62	325955	0	325955	3.62	3.62	0	0.00	0	0.00	0
		Anandh Commercial Pvt. Ltd.		250000	0	0	250000	2.78	250000	0	250000	2.78	2.78	0	0.00	0	0.00	250000
		Anandh Holdings Pvt. Ltd.		215000	0	0	215000	2.39	215000	0	215000	2.39	2.39	0	0.00	0	0.00	215000
		Parvati Holding Pvt Ltd		52500	0	0	52500	0.58	52500	0	52500	0.58	0.58	0	0.00	0	0.00	0
		Penguin Leather Products Pvt Ltd		38010	0	0	38010	0.42	38010	0	38010	0.42	0.42	0	0.00	0	0.00	38010
		Sub Total (AXI)	11	4884094	0	0	4884094	54.27	4884094	0	4884094	54.27	54.27	0	0.00	0	0.00	4505639
2		Foreign Individual/Non Resident Individual/Foreign Individual	0	0	0	0	0	0.00	0	0	0	0.00	0.00	0	0.00	0	0.00	0
	(a)	Government	0	0	0	0	0	0.00	0	0	0	0.00	0.00	0	0.00	0	0.00	0
	(b)	Institutions	0	0	0	0	0	0.00	0	0	0	0.00	0.00	0	0.00	0	0.00	0
	(c)	Foreign Portfolio Investor	0	0	0	0	0	0.00	0	0	0	0.00	0.00	0	0.00	0	0.00	0
	(d)	Any Other (Specify)	0	0	0	0	0	0.00	0	0	0	0.00	0.00	0	0.00	0	0.00	0
		Sub Total (AX2)	0	0	0	0	0	0.00	0	0	0	0.00	0.00	0	0.00	0	0.00	0
		Total Shareholding of Promoter and Promoter Group (A)=(AX1)+(AX2)	11	4884094	0	0	4884094	54.27	4884094	0	4884094	54.27	54.27	0	0.00	0	0.00	4505639

Note:

1. Details of Shares which remain unclaimed may be given hear along with details such as number of shareholders, outstanding shares held in demat/unclaimed suspense account, voting rights which are frozen etc. N.A.






Table III - Statement showing shareholding pattern of the Public shareholder

Category & Name of the Shareholders	PAN	Nos. of shareholder	No. of fully paid up equity shares held	Partly paid-up equity shares held	Nos. of shares underlying Depository Receipts	Total nos. shares held (VII) = (IV) + (V) + (VI)	Shareholding % as per SCRR, 1957 (A+B+C2)	Number of Voting Rights held in each class of securities		No. of Shares Underlying Outstanding convertible securities (including Warrants)	Total shareholding as a % assuming full conversion of convertible securities (as a percentage of diluted share capital)	Number of Shares Locked in shares		Number of Shares pledged or otherwise encumbered		Number of equity shares held in dematerialized form	
								No. of Voting Rights Class Y	Total			No. (a)	As a % of total Shares held (b)	No. (Not applicable) (a)	As a % of total shares held (b)		
(I)	(II)	(III)	(IV)	(V)	(VI)	(VII)	(VIII)	(IX)	(X)	(XI) = (VII) + (X)	(XII)	(XIII)	(XIV)				
1. Institutions																	
(a) Mutual Fund	N.A.	0	0	0	0	0	0	0	0	0	0	0	0	0	0	0	0
(b) Venture Capital Funds	N.A.	0	0	0	0	0	0	0	0	0	0	0	0	0	0	0	0
(c) Alternate Investment Funds	N.A.	0	0	0	0	0	0	0	0	0	0	0	0	0	0	0	0
(d) Foreign Venture Capital Investor	N.A.	0	0	0	0	0	0	0	0	0	0	0	0	0	0	0	0
(e) Foreign Portfolio Investors	N.A.	0	0	0	0	0	0	0	0	0	0	0	0	0	0	0	0
(f) Financial Institutions/Banks	N.A.	0	0	0	0	0	0	0	0	0	0	0	0	0	0	0	0
(g) Insurance Companies	N.A.	0	0	0	0	0	0	0	0	0	0	0	0	0	0	0	0
(h) Provident Fund/Pension Funds	N.A.	0	0	0	0	0	0	0	0	0	0	0	0	0	0	0	0
(i) Any Other Specify	N.A.	0	0	0	0	0	0	0	0	0	0	0	0	0	0	0	0
Sub Total (B)(1)	N.A.	0	0	0	0	0	0	0	0	0	0	0	0	0	0	0	0
2. Government/State Government/President of India																	
Sub Total (B)(2)	N.A.	0	0	0	0	0	0	0	0	0	0	0	0	0	0	0	0
3. Non-Institutions																	
(a) 1. Individual Shareholders holding Nominal Share Capital Up to Rs. 2 Lacs	N.A.	2274	3795605	0	0	3795605	42.17	3795605	42.17	0	42.17	0	0.00	0	0	0	4886599
2. Individual Shareholders holding Nominal Share Capital Above Rs. 2 Lacs	N.A.	1	23100	0	0	23100	0.26	23100	0.26	0	0.26	0	0.00	0	0	0	23100
(b) NBFCs Registered with RBI	N.A.	0	0	0	0	0	0.00	0	0.00	0	0	0	0	0	0	0	0
(c) Employee Trusts	N.A.	0	0	0	0	0	0	0	0	0	0	0	0	0	0	0	0
(d) Overseas Depositories (Holding DRs) (Balancing Figure)	N.A.	0	0	0	0	0	0	0	0	0	0	0	0	0	0	0	0
(e) Any other - (Specify) Body Corporate	N.A.	133	296201	0	0	296201	3.29	296201	3.29	0	3.29	0	0.00	0	0	0	85501
NRI		2	400	0	0	400	0.00	400	0.00	0	0.00	0	0.00	0	0	0	400
Clearing Member		2	500	0	0	500	0.01	500	0.01	0	0.01	0	0.00	0	0	0	500
Trust		1	100	0	0	100	0.00	100	0.00	0	0.00	0	0.00	0	0	0	100
Sub Total (B)(3)	N.A.	22913	4,115,906	0	0	4,115,906	45.73	4,115,906	45.73	0	45.73	0	0.00	0	0	0	598,300
Total Public Shareholding (B) = (B)(1)+(B)(2) + B (3)	N.A.	22913	4,115,906	0	0	4,115,906	45.73	4,115,906	45.73	0	45.73	0	0.00	0	0	0	598,300

Notes:
1. Details of the shareholders acting as persons in Concert including their Shareholding (No. and %). N.A.
2. Details of Shares which remain unclaimed may be given hear along with details such as number of shareholders, outstanding shares held in demat/unclaimed suspense account, voting rights which are frozen etc. N.A.
3. Name of the Person has been disclosed in the respective categories in case the shareholder hold 1% or more of total number of shares of the Company

Table IV - Statement showing shareholding pattern of the Non Promoter- Non Public shareholder

Category & Name of the Shareholders	PAN	No. of shareholder	No. of fully paid up equity shares held	Partly paid-up equity shares held	Nos. of shares underlying Depository Receipts	Total no. Shares held as per SCRR, 1957 (A+B+C2)	Number of Voting Rights held in each class of securities			No. of Shares Underlying convertible securities (including Warrants)	Total shareholding as a % assuming full conversion of convertible securities (as a percentage of diluted share capital)	Number of Locked in shares		Number of Shares pledged or otherwise encumbered	Number of equity shares held in dematerialized form (Not Applicable)
							No of Voting Rights		As a % of total Shares held			No.	As a % of total shares held (Not applicable)		
							Class X	Class Y							
(I)	(II)	(III)	(IV)	(V)	(VI)	(VII)	(VIII)	(IX)	(X)	(XI) = (VII)+(X)	(XII)	(XIII)	(XIV)		
1 Custodian/DR Holder	N.A.	0	0	0	0	0	0	0	0	0	0	0	0	0	
(a) Name of DR Holder (if Available)	N.A.	0	0	0	0	0	0	0	0	0	0	0	0	0	
2 Employees Benefit Trust (Under SEBI (Share Based Employee Benefit Regulation 2014)	N.A.	0	0	0	0	0	0	0	0	0	0	0	0	0	
(e) Name (if Available)	N.A.	0	0	0	0	0	0	0	0	0	0	0	0	0	
Total Non Promoter Non Public Shareholding (C)-(X)+(XV)	N.A.	0	0	0	0	0	0	0	0	0	0	0	0	0	

